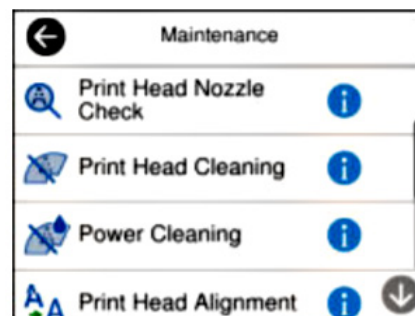


# ICC Profiles and GO ET-15000 Firmware

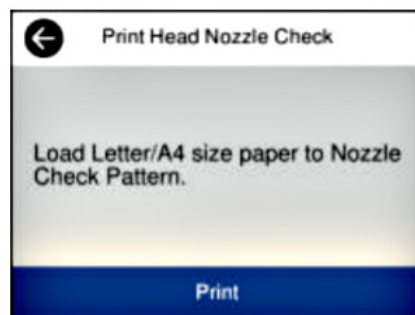
## Important Firmware Update on GO ET-15000

GO ET-15000 Firmware update affects SubliMate™ ICC Color Profiles. This bulletin will explain how to use the correct profile for your printer.


1. Print a **Head Nozzle Check** by going to **Menu**, Select **Maintenance**, scroll down to **Head Nozzle Check**, and select it by pressing **OK**.



2. Load a letter-sized copy paper on the front tray, and select **Print**.



3. Right below the serial number, you can identify the **Firmware Version** your printer has.



4. There are two main Firmware Versions for the GO ET-15000.

**03.40.FL20JC**

**03.43.FL13K4**

When you access the [ICC Color Profiles](#) download folder, please refer to the numbers after the printer name and download and save the ICC Profile that matches your printer Firmware.

[Sign in](#)[Download](#)

#### ICC Profiles

from Juan Clavijo (Graphics One DropBox)

Name	Modified
AI_V4_ET15000_0343FL13K4_230720.icc	7/27/2020 9:47 am
AI_V4_ET15000_0340FL20JC_180620.icc	7/27/2020 10:16 am
PS_V4_ET15000_0340FL20JC_040620.icc	7/27/2020 10:16 am
PS_V4_ET15000_0343FL13K4_280720.icc	7/29/2020 2:38 pm

5. Install your profile following the instruction on the ICC Profiles Installation Bulletin, and you can use it in your preferred application.



Call Us: (408) 394-7595 • [www.inkjetbiz.com](http://www.inkjetbiz.com)