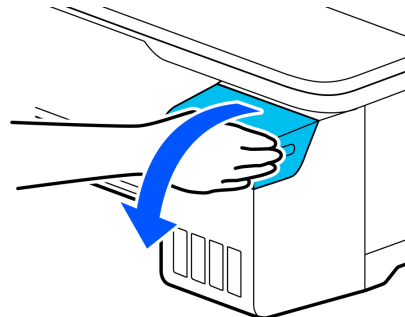


IMPORTANT: DO NOT TURN ON YOUR PRINTER UNTIL FOLLOWING THE INSTRUCTIONS IN THIS DOCUMENT.

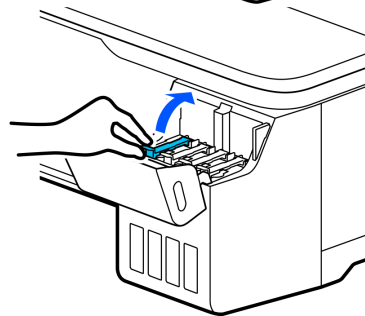
GO T-3170X Ink Charge

Proper start up procedure


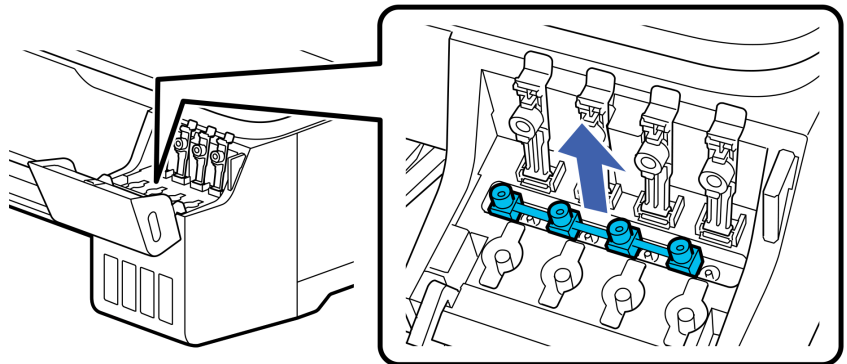
1. With the unit turned Off, open the **Ink Tank Cover**



2. Open all of the **Ink Tanks Caps**



3. Verify the **Transportation Cap** it's on the open position (See Images).



OPEN (Normal Operation)



CLOSED (Transport Mode ONLY)

4. Once the above is verified, load the inks, then power on the machine and initialize the unit.

DO NOT START THE PRINTER WITHOUT INK IN THE TANKS.